



25th IHF Women's Junior World Championship 2026



Preliminary Round - Group H, 1. round

Match Team Statistics

Match No. 15

Croatia 21 - 27 Norway

(11 - 13) (10 - 14)

24.6.2026. 16:15

Attendance: 230

Jinzhong University

Gymnasium

Referees: Ramesh Thiyagarajah (GER) / Suresh Thiyagarajah (GER)

Shot distribution by player

2 N. Ercegović

3 U. Ivančić

		1/1

5 A. Čičak

0/1		
0/2	0/1	

6 L. Rusan

7 L. Renić

0/1		
		1/1
2/2		1/1

11 M. Brusić

0/1		1/1

18 J. Zubac

	0/1	
	0/1	2/2
	0/1	

2 miss.

20 T. Čović

2 miss.

21 T. Đelekovičan

		1/1
	1/3	3/3

1 miss.

25 D. Dananić

26 L. Janković

0/1		

31 L. Marinić

33 V. Josipović

34 J. Miklić

1/1		
3/3		
2/2		2/2

TOTAL

1/3	0/1	
3/4	0/1	4/4
4/7	1/5	8/8

5 miss.

Saves distribution goalkeepers

1 L. Pudić

0/3	1/1	2/7
1/3	1/1	2/3
0/3	0/2	0/1

12 N. Kraljević

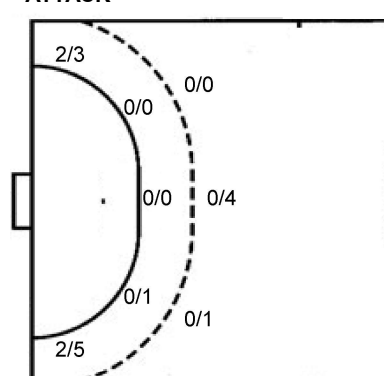
		0/1
0/4		0/3

TOTAL

0/3	1/1	2/8
1/3	1/1	2/3
0/7	0/2	0/4

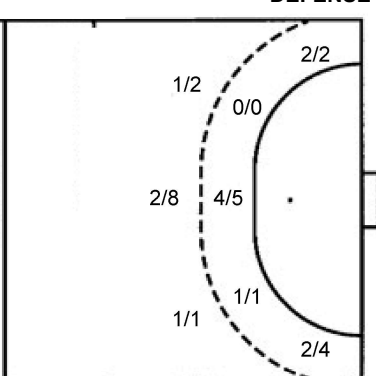
Shots by position

ATTACK



7m penalties 8/9
Fastbreak 0/0
Breakthrough 9/14
Long dist. 0/1

DEFENSE



7m penalties 3/4
Fastbreak 8/9
Breakthrough 3/6
Long dist. 0/0

Shooting statistics

Position	Goals	Sav.	Miss.	Post	Blk.	Total	%
Back (9m)	0	3	2	0	0	5	0
Line (6m)	0	1	0	0	0	1	0
Wing	4	4	0	0	0	8	50
7m penalties	8	1	0	0	0	9	89
Fastbreak	0	0	0	0	0	0	0
Breakthrough	9	3	2	0	0	14	64
Total	21	12	4	0	0	37	57

Jersey number Tot. Total shooting 6m 6m (line) shooting 9m 9m shooting Wng Wing shooting FB Fastbreak sh. 7m 7m penalty sh.
Brk. Breakthrough sh. LD Long distance sh. As. Assists PC Pass clear chance E7 Earned 7m pen. TF Technical faults St. Steals
2m 2m punishments C7. Committed 7m E2 Earned 2m pun. YC. Yellow cards R/B Red/Blue cards Blk. Blocks S Starting Line-up

Handball statistics and livescore by Toma-soft ltd (www.toma-soft.hr)



25th IHF Women's Junior World Championship 2026



Preliminary Round - Group H, 1. round

Match Team Statistics
Match No. 15

Croatia 21 - 27 Norway
(11 - 13) (10 - 14)

24.6.2026. 16:15
Attendance: 230
Jinzhong University
Gymnasium

Referees: Ramesh Thiyagarajah (GER) / Suresh Thiyagarajah (GER)

Norway

#	Surname and name	S	Goals / shots								Attack				Def.			Penalties				TP						
			Tot.	%	9m	6m	Wing	7m	FB	Brk.	LD	As.	PC	E7	E2	TF	St.	C7	Blk	YC	2m		R	B				
2	AALSTAD Ada		2/6	33	0/3			1/1					1/2		2													35:35
4	HAGENES Maia Matre		1/2	50		1/2													1									17:03
6	BREEN Milla Haugerstuen	S	5/5	100			2/2		3/3						1	1	1											58:10
8	REFSLAND Vilde																											
9	BARBOSA Sara Benedicte Fredheim		1/1	100									1/1		2													7:21
10	WITH Synne	S	6/8	75			2/3		4/5						1				1	2	1							47:36
12	LANGAARD Leah Isabell	S													1													58:05
13	LEINAN Maja	S	4/4	100		4/4										1			3	1								41:36
17	LITLAND Edle Eik		1/3	33	0/1								1/2		4		1		1	1	1							26:21
21	GULBRANDSEN Vanessa Braten	S	0/1	0			0/1													2								10:59
24	ELLINGSEN Julie	S	1/4	25	0/2				1/1	0/1						1	1			1					1			31:09
27	HALLDORSSON Mali		5/7	71	3/4			2/3							5			1	2	1	3							35:17
28	HELLEBUST Hennie Nygard																											0:39
29	LOFSTEDT Thea Ellen		1/1	100	1/1										1				2									13:49
35	LANGSETH Thilla Karoline Molle	S													2				1	2					1			36:20
36	GULLIKSEN Maja Linnea																											
	Team / bench																											
	TOTAL		27/42	64	4/11	5/6	4/6	3/4	8/9	3/6	0/0				17	3	4	2	12	7	9	0	0	2	0	0		

#	Surname and name	Saves / shots								
		Tot.	%	9m	6m	Wing	7m	FB	Brk.	LD
12	LANGAARD Leah Isabell	12/30	40	3/3	1/1	4/8	1/6		3/12	
28	HELLEBUST Hennie Nygard	0/3	0				0/3			
36	GULLIKSEN Maja Linnea									
	TOTAL	12/33	36	3/3	1/1	4/8	1/9	0/0	3/12	0/0

Coach: Axel Stefansson

Number of attacks: 52, Efficiency: 52%, Average Duration: 29.58 seconds

Attack by type of defense

	Shots	9m	6m	Wing	TF	E7	E2
On def. 6-0	16/28	4/11	5/6	4/5	12	2	1
On def. 5-1	0/0	0/0	0/0	0/0	0	2	1
Fastbreak	8/9				0	0	0

Defense by type

	Total	9m	6m	Wing	Stl.	C7	2m
Def. 6-0	13/28	0/5	0/1	4/8	7	9	0
Fastbreak	0/0				0	0	2

Attack with superiority / minority / goalkeeper out

	Attack				Reaction		
	Att.	Eff.	Shots	TF	FB	LD	Tot.
7 on 6 (GK out)	1	0%	0/0	1	0/0	0/0	0/0
6 on 6 (GK out)	3	100%	3/3	0	0/0	0/1	0/1
6 on 6	42	52%	22/32	10			
6 on 5	6	33%	2/5	1			

Player superiority / GK out counted at the end of attack (in case it changes during attack)

Defense with superiority / minority / goalkeeper out

	Attack				Reaction		
	Att.	Eff.	Shots	TF	FB	LD	Tot.
7 on 6 (GK out)	3	33%	1/2	1	0/0	0/0	0/0
6 on 6 (GK out)	3	67%	2/3	0	0/0	0/0	0/0
6 on 6	41	39%	16/27	14			
6 on 5	5	40%	2/4	1			

Numbers show attacking numbers of opponent. Lower efficiency of opponent means better defense of this team

Jersey number Tot. Total shooting 6m 6m (line) shooting 9m 9m shooting Wng Wing shooting FB Fastbreak sh. 7m 7m penalty sh.
Brk. Breakthrough sh. LD Long distance sh. As. Assists PC Pass clear chance E7 Earned 7m pen. TF Technical faults St. Steals
2m 2m punishments C7. Committed 7m E2 Earned 2m pun. YC. Yellow cards R/B Red/Blue cards Blk. Blocks S Starting Line-up



25th IHF Women's Junior World Championship 2026



Preliminary Round - Group H, 1. round

Match Team Statistics

Match No. 15

Croatia 21 - 27 Norway

(11 - 13) (10 - 14)

24.6.2026. 16:15

Attendance: 230

Jinzhong University

Gymnasium

Referees: Ramesh Thiyagarajah (GER) / Suresh Thiyagarajah (GER)

Shot distribution by player

2 A. Aalstad

		1/2
0/1		
1/1		

1 miss. 1 block

4 M. Hagenes

		0/1
		1/1

6 M. Breen

		1/1
2/2	1/1	

1/1 lob

8 V. Refsland

9 S. Barbosa

	1/1	

10 S. With

		1/2
2/2		2/2

1 post 1/1 lob

13 M. Leinan

1/1		
		1/1
2/2		

17 E. Litland

		1/1

1 miss. 1 block

21 V. Gulbrandsen

		0/1

24 J. Ellingsen

	0/1	
1/1	0/1	

1 block

27 M. Halldorsson

2/2		1/1
1/1		
		1/1

2 miss.

29 T. Löfstedt

		1/1

35 T. Langseth

TOTAL

3/3	0/1	6/8
2/3	0/1	1/3
7/7	2/2	4/4

1 post 4 miss. 3 block 2/2 lob

Saves distribution goalkeepers

12 L. Langaard

2/2	1/1	
1/2	1/1	0/4
3/7	4/5	0/8

28 H. Hellebust

0/1		
0/2		

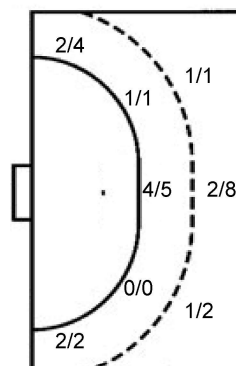
36 M. Gulliksen

TOTAL

2/3	1/1	
1/4	1/1	0/4
3/7	4/5	0/8

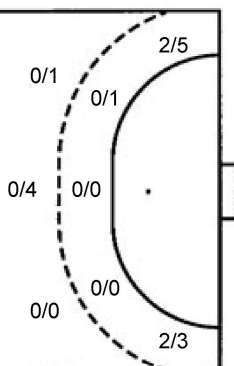
Shots by position

ATTACK



7m penalties 3/4
Fastbreak 8/9
Breakthrough 3/6
Long dist. 0/0

DEFENSE



7m penalties 8/9
Fastbreak 0/0
Breakthrough 9/14
Long dist. 0/1

Shooting statistics

Position	Goals	Sav.	Miss.	Post	Blk.	Total	%
Back (9m)	4	2	2	0	3	11	36
Line (6m)	5	1	0	0	0	6	83
Wing	4	2	0	0	0	6	67
7m penalties	3	0	1	0	0	4	75
Fastbreak	8	0	0	1	0	9	89
Breakthrough	3	2	1	0	0	6	50
Total	27	7	4	1	3	42	64

Jersey number Tot. Total shooting 6m 6m (line) shooting 9m 9m shooting Wng Wing shooting FB Fastbreak sh. 7m 7m penalty sh.
Brk. Breakthrough sh. LD Long distance sh. As. Assists PC Pass clear chance E7 Earned 7m pen. TF Technical faults St. Steals
2m 2m punishments C7. Committed 7m E2 Earned 2m pun. YC. Yellow cards R/B Red/Blue cards Blk. Blocks S Starting Line-up

Handball statistics and livescore by Toma-soft ltd (www.toma-soft.hr)



25th IHF Women's Junior World Championship 2026



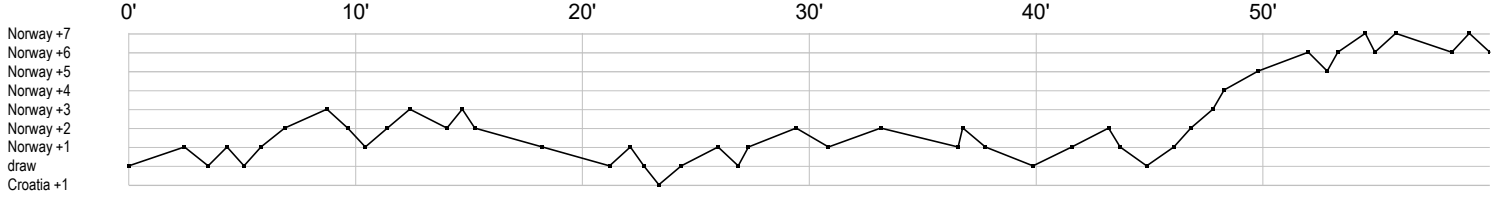
Preliminary Round - Group H, 1. round

Match Team Statistics
Match No. 15

Croatia 21 - 27 Norway
(11 - 13) (10 - 14)

24.6.2026. 16:15
Attendance: 230
Jinzhong University
Gymnasium

Referees: Ramesh Thiyagarajah (GER) / Suresh Thiyagarajah (GER)



Croatia

1 Pudić L	r r r r r s sr r r s	r s s r r r s s r	r	r	r r	r r
2 Ercegović N						
3 Ivančić U		g	t e		b	
5 Čičak A	f	f	t	f	t	t f c
6 Rusan L						
7 Renić L	f	g g		x	t	g g
11 Brusić M		a	g f t			a
12 Kraljević N					r	r r r r r r r
18 Zubac J	e	g f f g	f xf	2		f e
20 Čović T	t p f f a	a	t	t	t	
21 Đeklevočan T	t g i e	t t p b f e g c	g p t g e	f i g b e c t	x f c2	
25 Dananić D						
26 Janković L			f2	e	t	
31 Marinić L						
33 Josipović V						
34 Miklić J	g	g	g	g	g	g

Norway

2 Aalstad A	f	f f	t f	a t g	a g	
4 Hagenes M		f g b				
6 Breen M		g	g p	g g	a e	
8 Refsland V						
9 Barbosa S		p	g p			
10 With S	fc	g g f	b	bt	a g g g g	
12 Langaard L	s r r s s r r	s r r r	r r r s	ss r s r r	s r r a s r s r s r	
13 Leinan M	t g g t		t c	g e	g	
17 Litland E		f t c a e a f		b a g a		
21 Gulbrandsen			c f			
24 Ellingsen J	2c	f f g			f	ei
27 Halldorsson M	a g a	ba g t	g	g t a i c f a c g		f c
28 Hellebust H			r	f		
29 Löfstedt T	g a	t t				
35 Langseth T		ba	ba	t	2	
36 Gulliksen M						

In game	g Goal scored	f Missed shot	a Assist	t Technical faults	b Steal
2 2min suspension	e Earned 7m	c Committed 7m	y Yellow card	r Red Card	k Blue card
i Earned 2min.	x Block	4 4min suspension	p Pass for clear chance	s Saved shot	r Received goal